

**TECHNICAL DATA**

CABLE GLAND TYPE : 737 and 797
INGRESS PROTECTION : IP66, IP67 & IP68 (when fitted with CMP sealing accessories) see reverse for further guidance

PROCESS CONTROL SYSTEM : ISO 9001 - ISO/IEC 80079-34:2011

EXPLOSIVE ATMOSPHERE CLASSIFICATION

ATEX CERTIFICATION No. : CML 18ATEX1320X
ATEX CERTIFICATION CODE : **Metallic:** Ⓔ II 2G Ex db IIC Gb, Ex eb IIC Gb, II 1D Ex ta IIIC Da, IM2 Ex db I Mb, Ex eb I Mb
: **Non-metallic:** Ⓔ II 2G Ex eb IIC Gb, II 1D Ex ta IIIC Da
UKEX CERTIFICATION No. : CML 21UKEX1238X
UKEX CERTIFICATION CODE : **Metallic:** Ⓔ II 2G Ex db IIC Gb, Ex eb IIC Gb, II 1D Ex ta IIIC Da, IM2 Ex db I Mb, Ex eb I Mb
: **Non-metallic:** Ⓔ II 2G Ex eb IIC Gb, II 1D Ex ta IIIC Da

IECEX CERTIFICATION No. : IECEx CML 18.0177X
IECEX CERTIFICATION CODE : **Metallic:** Ex db I Mb, Ex eb I Mb, Ex db IIC Gb, Ex eb IIC Gb, Ex ta IIIC Da
: **Non-metallic:** Ex eb IIC Gb, Ex ta IIIC Da

cCSAus CERTIFICATION No. : 1055233 (Metallic only)
cCSAus CERTIFICATION CODE : Class I, Groups A,B,C and D; IP66,67 and 68, Enclosure Type 4X, Class II Groups E,F and G; Class III Ex de II, Class I, Zone 1, AEx de II
CERTIFICATION No. : E214221 (Reducers with NPT or Metric Threads only)
UL CERTIFICATION CODE : Class I Groups A,B,C,D, Class II Groups E,F,G, Class III

INSTALLATION INSTRUCTIONS

- Installation should only be performed by a competent person using the correct tools. Ensure thread type and size are compatible with the associated enclosure / fitting threads. Fully tighten threads
- The interface between a cable entry device and its associated enclosure / cable entry will require additional sealing to achieve ingress protection (IP) ratings higher than IP54. The minimum protection level is IP54 for explosive gas atmospheres and IP6X for explosive dust atmospheres. Parallel threads (and tapered threads when using a non-threaded entry) require a CMP sealing washer or integral O-ring face seal (where available) to maintain IP66, 67 and 68 (when applicable). It is the installer's responsibility to ensure the IP rating is maintained at the interface.
Note: When fitted to a threaded entry, all tapered threads will automatically provide an ingress protection rating of IP66.
A CMP earth tag should be used when it is necessary to provide an earth bond connection. CMP earth tags have been independently tested to comply with Category B rating specified in IEC 62444 (there are no ratings stated in IEC 60079-0). Ratings are shown in the associated table. CMP earth tags slip over the cable gland or accessory entry thread from inside/outside the enclosure and must be secured with a locknut (if fitted internally).

CMP Earth Tag Size	Short Circuit Ratings Symmetrical Fault Current (kA) for 1 second
20	3.06
25	4.06
32	5.40
40	7.20
50	10.40
63	10.40
75	10.40

SPECIAL CONDITIONS FOR SAFE USE

- The following condition applies to all adaptors and reducers:
 - Only one adaptor or reducer shall be used per cable entry.
- The following conditions apply to all adaptors, reducers and stopping plugs:
 - The adaptors reducers and stopping plugs shall be assembled in such a way that their protrusion from an associated enclosure is not increased.
 - The interfaces between a male thread of an adaptor/reducer and an associated enclosure, between a female thread of an adaptor/reducer and a cable entry device, and between a stopping plug and an associated enclosure cannot be defined. Therefore, it is the installers responsibility to ensure that the appropriate ingress protection level is maintained at these interfaces
- The following condition applies to non-metallic and aluminium adaptors, reducers and stopping plugs:
 - Non-metallic and aluminium adaptors, reducers and stopping plugs shall not be used in group I applications
- The following conditions apply to non-metallic adaptors, reducers and stopping plugs:
 - Non-metallic adaptors, reducers & stopping plugs shall not be used in enclosures where the temperature, at the point of mounting, is outside the range of -20°C to +60°C
 - Refer to the manufacturers instructions for the action necessary regarding electrostatic risk
- The following condition applies to non-metallic adaptors and reducers:
 - Any cable gland used with the non-metallic adaptors and reducers shall be non-metallic and of the A2 type.

ELECTROSTATIC DISCHARGE HAZARD

If cleaning is necessary then non-metallic parts can be cleaned with a damp cloth and allowed to dry naturally. Do not clean using a dry cloth.

ACCESSORIES

The following accessories are available from CMP Products, as optional extras, to assist with fixing, sealing and earthing: Locknut | Earth Tag | Serrated Washer | Entry Thread (I.P.) Sealing Washer
CMP Products Limited on its sole responsibility declares that the equipment referred to herein conforms to the requirements of the ATEX Directive 2014/34/EU and UK statutory requirements SI 2016 No. 1107 (as amended). This is shown in the following harmonised/designated standards;

- EN60079-0:2018, EN60079-1:2014, EN60079-7:2015+A1:2018, EN 60079-15:2017, EN 60079-31:2014, BS 6121:1989, EN 62444:2013

J. Hichens

Jonathan Hichens - Lead Certification Engineer - (Authorised Person)
CMP Products Limited, Cramlington, NE23 1WH, UK
EU Economic Operator: CMP Products Germany GmbH. Address: Lukasstraße 25a, 52070 Aachen
17th March 2020

CE 2776
UK 2503

Notified Body: CML B.V., Koopvaardijweg 32, 4906CV Oosterhout, The Netherlands


Approved Body: Eurofins E&E CML Limited, Newport Business Park, New Port Road, Ellesmere Port, CH65 4LZ




INSTALLATION INSTRUCTIONS FOR CMP ADAPTORS/REDUCERS TYPE 737 AND 797

ADAPTORS AND REDUCERS FOR USE IN EXPLOSIVE ATMOSPHERES TO CHANGE THE SIZE, TYPE OR GENDER OF A THREADED COMPONENT.

INCORPORATING EU DECLARATION OF CONFORMITY TO DIRECTIVE 2014/34/EU AND UK STATUTORY REQUIREMENTS SI 2016 No. 1107 (AS AMENDED)



737
REDUCER



737
ADAPTOR



797
ADAPTOR
MALE TO MALE



797
ADAPTOR
FEMALE TO FEMALE

TYPE 737 ADAPTOR

- Female thread size is the same size or larger than the male thread

TYPE 737 REDUCER

- Female thread size is smaller than the male thread

TYPE 737R

- 737 Adaptor or Reducer incorporating an O ring thread seal

TYPE 797 ADAPTOR

- Adaptor to change a thread gender

- The 737 Adaptors and Reducers, and 797 Adaptors are available in metal for use in Ex d and Ex e environments.

- The 737 Adaptors and Reducers are also available in nylon for Ex e environments only.

Product Selection table

Male Thread (mm)	Female Thread (mm)	737	797 (Female to Female)	797 (Male to Male)	Metallic Products Recommended Tightening Torque (Nm)
-	M10	-	797DM1ABFM1ABF	-	10
M12	M12	737DM1AM1A	797DM1AFM1AF	797DM1AMM1AM	10
M16	M16	737DM1M1	797DM1FM1F	797DM1MM1M	20
M20	M20	737DM2M2	797DM2FM2F	797DM2MM2M	25
M25	M25	737DM3M3	797DM3FM3F	797DM3MM3M	30
M32	M32	737DM4M4	797DM4FM4F	797DM4MM4M	35
M40	M40	737DM5M5	797DM5FM5F	797DM5MM5M	45
M50	M50	737DM6M6	797DM6FM6F	797DM6MM6M	65
M63	M63	737DM7M7	797DM7FM7F	797DM7MM7M	95
M75	M75	737DM8M8	797DM8FM8F	797DM8MM8M	120
M90	M90	737DM9M9	797DM9FM9F	797DM9MM9M	155
M100	M100	737DM10M10	797DM10FM10F	797DM10MM10M	170
M115	M115	737DM11M11	797DM11FM11F	797DM11MM11M	195
M130	M130	737DM12M12	797DM12FM12F	797DM12MM12M	205

Note: Other materials and thread types are available, consult the CMP website (www.cmp-products) for details.



Glasshouse Street • St. Peters • Newcastle upon Tyne • NE6 1BS
Tel: +44 191 265 7411 • Fax: +44 1670 715 646
E-Mail: customerservices@cmp-products.com • Web: www.cmp-products.com

www.cmp-products.com

F1435		
Certificate	Revision	Date
UKEX	0	04/21
IFS	16	10/21
ATEX / IECEx	8	04/19
CSA / cCSAus	6	-
UL	6	-

INSTALLATION INSTRUCTIONS FOR CMP 737 AND 797

The illustrations provided below are indicative of some of the common methods of installation configurations adopted. These are for informative guidance only and relevant site conditions and Engineering Specification along with any specified National or International Codes of Practice must always take precedence.

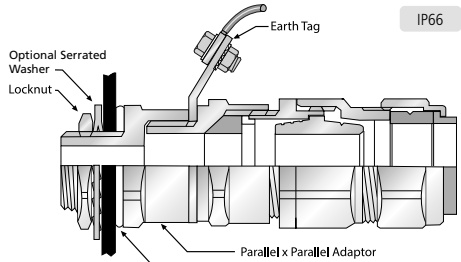
Images show typical CMP Cable Gland

PARALLEL X PARALLEL ADAPTOR THROUGH CLEARANCE HOLE

Earth continuity may be achieved via Earth Tag when specified

Locknut (3.2 mm),
Serrated Washer (3.3 mm),
Sealing Washer (2.0 mm),
16 Gauge Stainless Steel Enclosure Wall (1.6 mm) –
Total 10.1 mm

Cable Gland Thread Length = 15.0 mm



Labels: Earth Tag, Optional Serrated Washer, Locknut, Parallel x Parallel Adaptor, Entry Thread Seal, Light Duty Enclosure

When using an Earth Tag in IP67, 68 applications please contact CMP

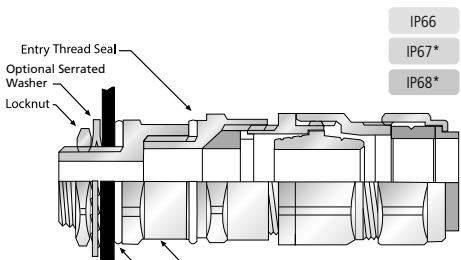
IP66

PARALLEL X PARALLEL ADAPTOR THROUGH CLEARANCE HOLE

Earth continuity may be achieved via Earth Tag when specified

Locknut (3.2 mm),
Serrated Washer (3.3 mm),
Sealing Washer (2.0 mm),
16 Gauge Stainless Steel Enclosure Wall (1.6 mm) –
Total 10.1 mm

Cable Gland Thread Length = 15.0 mm



Labels: Entry Thread Seal, Optional Serrated Washer, Locknut, Parallel x Parallel Adaptor, Light Duty Enclosure

When using an Earth Tag in IP67, 68 applications please contact CMP

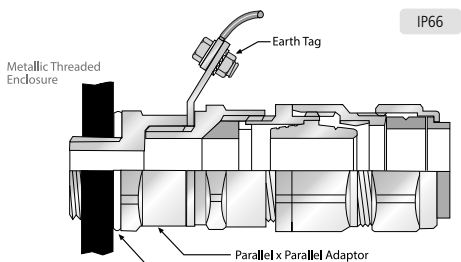
IP66
IP67*
IP68*

PARALLEL X PARALLEL ADAPTOR INTO THREADED ENCLOSURE

Earth continuity achieved via threaded entry or Earth Tag when specified

Sealing Washer (2.0 mm),
Enclosure Wall (10.0 mm) –
Total 12.0 mm

Cable Gland Thread Length = 15.0 mm



Labels: Earth Tag, Metallic Threaded Enclosure, Parallel x Parallel Adaptor, Entry Thread Seal

When using an Earth Tag in IP67, 68 applications please contact CMP

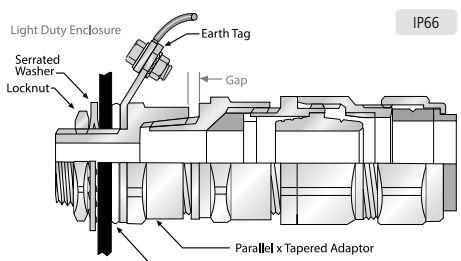
IP66

PARALLEL X TAPERED ADAPTOR THROUGH CLEARANCE HOLE

Earth continuity may be achieved via Earth Tag when specified

Locknut (3.2 mm),
Serrated Washer (3.3 mm),
Sealing Washer (2.0 mm),
Earth Tag (1.5 mm),
10 Gauge Galvanised Steel Enclosure Wall (3.5 mm) –
Total 13.5 mm

Cable Gland Thread Length = 15.0 mm



Labels: Light Duty Enclosure, Earth Tag, Serrated Washer, Locknut, Gap, Parallel x Tapered Adaptor, Entry Thread Seal

When using an Earth Tag in IP67, 68 applications please contact CMP

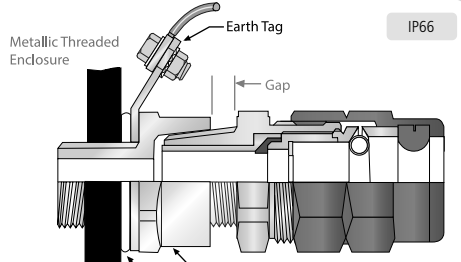
IP66

PARALLEL X TAPERED ADAPTOR INTO THREADED ENCLOSURE

Earth continuity may be achieved via threaded entry or Earth Tag when specified

Sealing Washer (2.0 mm),
Earth Tag (1.5 mm),
Enclosure Wall (7.5 mm) –
Total 11.0 mm

Cable Gland Thread Length = 15.0 mm



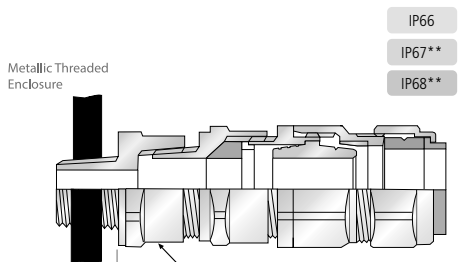
Labels: Metallic Threaded Enclosure, Earth Tag, Gap, Parallel x Tapered Adaptor, Entry Thread Seal

When using an Earth Tag in IP67, 68 applications please contact CMP

IP66

TAPERED X TAPERED ADAPTOR INTO THREADED ENCLOSURE

Earth continuity may be achieved via threaded entry or Earth Tag when specified



Labels: Metallic Threaded Enclosure, Gap, Tapered x Tapered Adaptor

IP66
IP67**
IP68**

INSTALLATION TORQUES	
Male Thread Metric	Metallic Products Recommended Tightening Torque (Nm)
M16	20
M20	25
M25	30
M32	35
M40	45
M50	65
M63	95
M75	120
M90	155
M100	170
M115	195
M130	205

* IP67, IP68 Rating with deluge seal ** IP67, IP68 Rating with deluge seal and appropriate thread grease on tapered threads